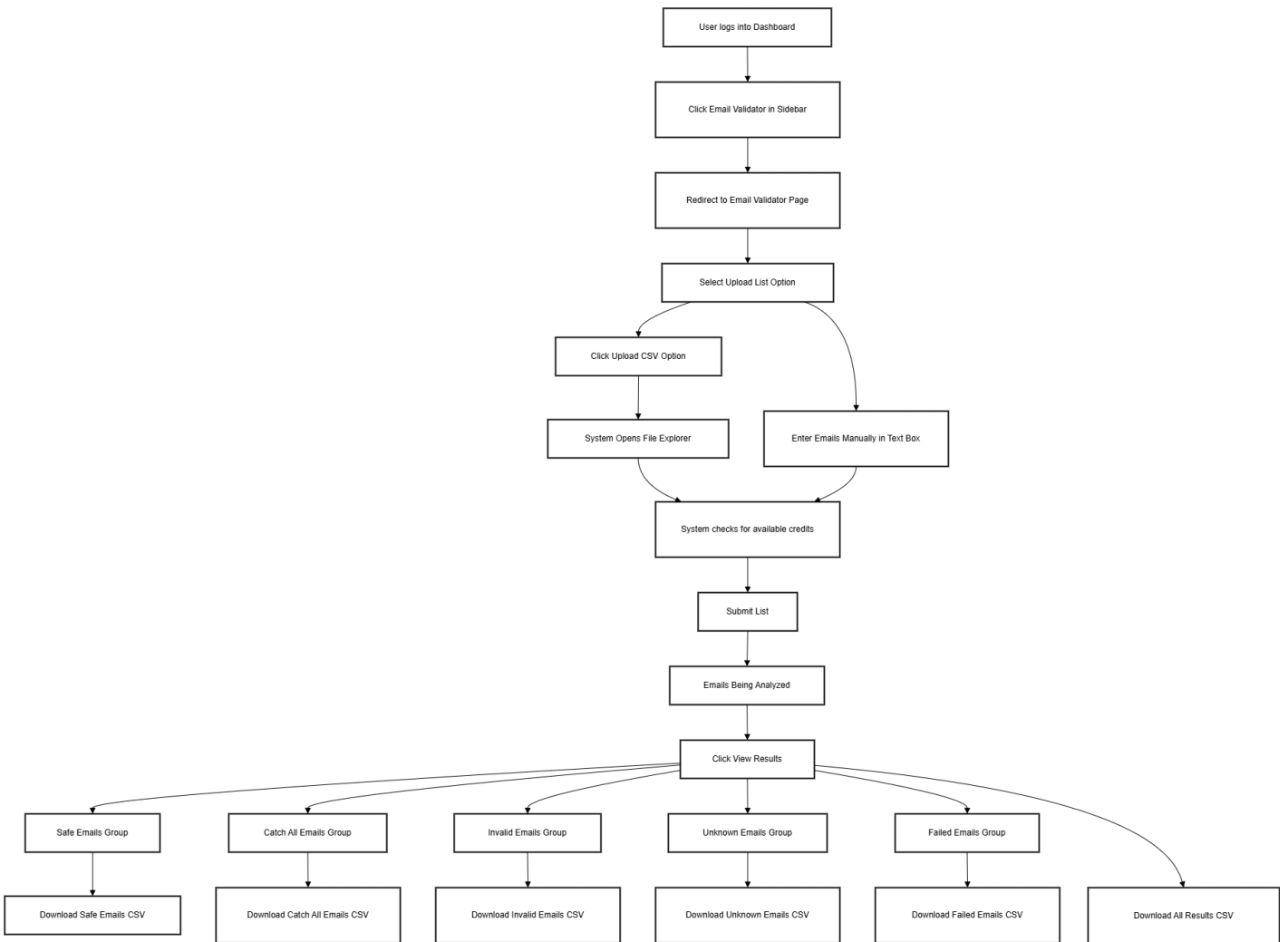


Email Validator



Flow Overview

This document outlines the complete user journey for interacting with the **Email Validator** feature in the Parakeet app, including:

- Bulk email upload
- Email validation
- Viewing categorized results
- Exporting results

Navigation Path

1. Login and Dashboard Access

- User logs in and lands on a minimal dashboard.

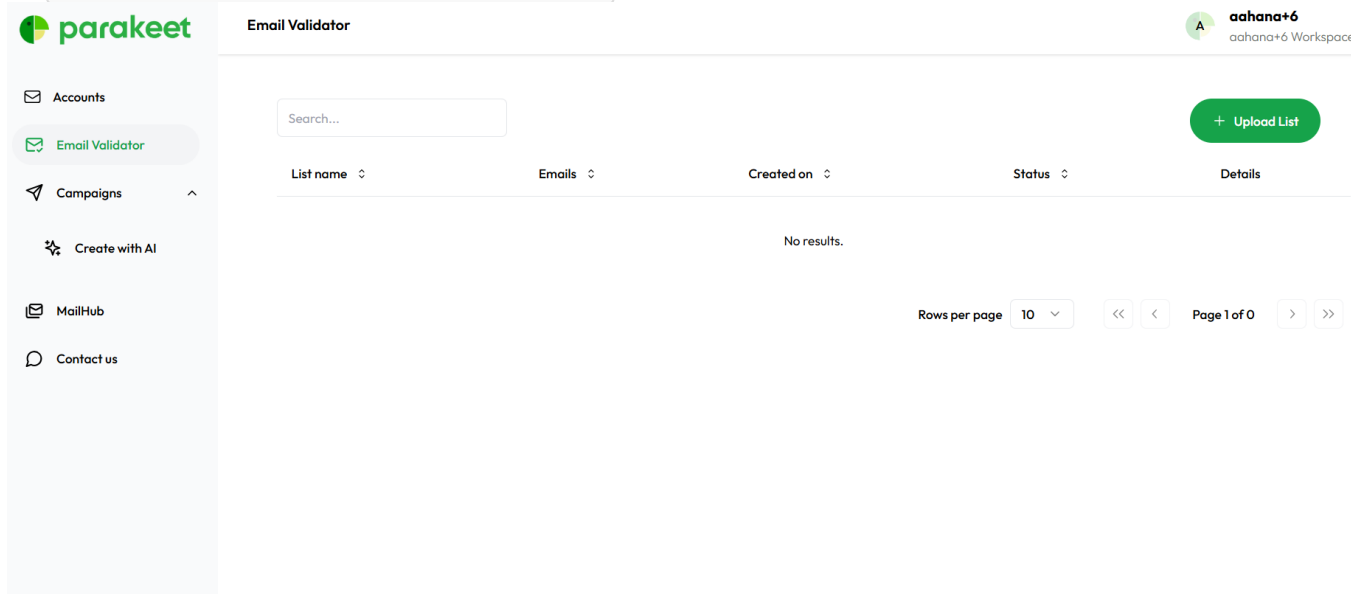
- Dashboard acts as a navigation hub.

[Insert Screenshot Here: Dashboard with Email Validator in left nav]

2. Open Email Validator

- User clicks "**Email Validator**" in the left-hand menu.
- Redirects to:

`https://app.parakeet.io/email-validator`



Email Validation – Two Modes

On the Email Validator page, users see two options:

1. Search

- For **single email** validation.
- **multiple Emails** can be added but one in each line

2. Upload List (Primary Use Case)

- For **bulk validation** via .csv upload or manual entry.

Upload List Flow

Verify Emails



Credit Balance: 500

List Name*

List Name



Upload a file or drag and drop CSV

If your file contains multiple columns, we'll automatically detect the one containing the email addresses.

Or

Enter the Email Addresses*

Please enter your email address. If you have multiple email addresses, please provide each one on a separate line

Start Verification

1. Input Requirements

- User **must enter a List Name** (required field).
- User can choose either:
 - **Upload** a `.csv` file with emails
 - **Manually paste** emails into a textbox

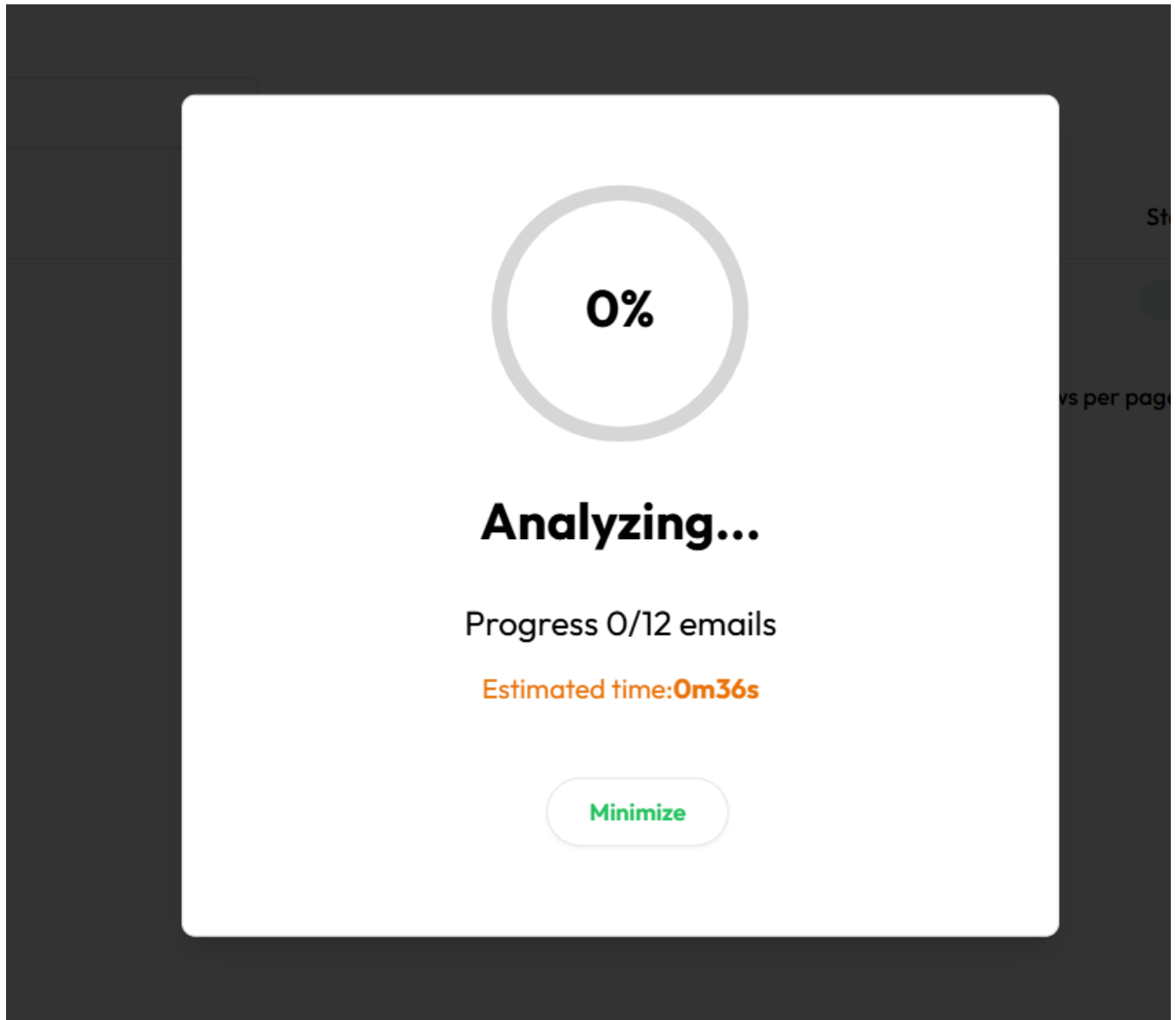
2. Trade Balance Check

- System checks **available credits** before submission (if credit system is enabled).

3. Analyzing Stage

- After clicking submit, a popup displays progress:

Verified 12 emails out of 12 in 2 minutes.



Results and Email Status

1. Viewing Results

- User clicks "**View Results**" after analysis completes.
- The page refreshes with categorized results.

Type	No. Of Emails	Percentage	
Safe (Valid)	5	42%	Download CSV
Catch All	7	58%	Download CSV
Invalid	0	0%	Download CSV
Unknown	0	0%	Download CSV
Failed	0	0%	Download CSV

[Download Full List](#)Activa
Go to Se

2. Status Categories

Results are grouped into dropdowns:

- **Safe** - Valid and safe
- **Catch All** - Domain accepts all, unsure validity
- **Invalid** - Email is invalid
- **Unknown** - Could not verify
- **Failed** - Technical failure

CSV Downloads

Users can export data via:

- **Single CSV** - All results combined
- **Filtered CSV** - Individual groups (e.g., only "Catch All")

Revision #2

Created 17 June 2025 14:21:37 by Aahana Srivastav

Updated 17 June 2025 15:55:38 by Aahana Srivastav